

## NOFISOL® eXtreme 47

NOFISOL® eXtreme 47 NOFISOL® eXtreme 47 is an Sound Barrier specifically developed to seal the gaps above lightweight partition walls and below raised floors. The use of Nofisol 33 Sound Barriers boards improves the longitudinal noise insulation of a building.

The NOFISOL® High Value dB Barriers are always provided with a special glass fiber reinforced aluminum foil and are provided with the required self-adhesive Nofisol EP E Alu foil which must be applied on both sides during installation. The thickness of the base element is always 66 mm and is tailored to the standard 100 mm bandraaster that is frequently used, this ensures a simple, well-fitting mounting of the barrier to the underlying construction.

De Nofisol High Value dB Barriers are in stock in 3 sizes (1200x600 / 1200x1000 / 1200x2000mm), making 24-hour delivery possible. Deviating sizes are available within a few days, of course, depending on the requested quantities and dimensions.

### Dimensions

#### NOFISOL® Base element

Length : 1200 mm  
 Height : 600 / 1000 variable between 80-2000 mm  
 Thickness : 66 mm

#### NOFISOL® EP E Alu Foil

Length x width : 1200 x 1000 mm  
 Density : 10 kg/m<sup>2</sup>  
 Self adhesive : Yes  
 Layers : double sided




### Prestations

Sound insulation : 47 dB  
 Fire resistance : EI 60 / EW 120 / E 120  
 Smoke resistance : 202 minutes  
 Smoke leakage : Sa & S200  
 Eurofins VOC : Indoor Air Comfort GOLD  
 French VOC Regulation : Indoor Air Climate A+  
 Cradle to Cradle Certified® : Silver v3.1  
 Biogenic Carbon Content : Zero Footprint at factory gate

### Sound insulation

	125 Hz	250 Hz	500 Hz	1k Hz	2k Hz	4k Hz
	25.3	37.5	40.2	49.0	55.1	61.8
1/3 oct.	30.6	38.3	41.9	53.1	56.2	61.7
	35.2	40.1	42.5	53.5	60.2	61.2
1/1 oct.	28.6	38.5	41.4	51.4	56.7	61.6

Sound insulation:  $R_w(C;Ctr) = 47 (-1,-6)$  dB ISO 717-1:1996



*This product sheet has been compiled based on both the current state of technology and current legislation and regulations. Since both legislation and regulations as well as the state of the art are subject to changes, this product sheet is also subject to changes. It is therefore recommended that you always check whether you are in possession of the latest current edition of this product sheet. For details regarding the correct area of application, associated restrictions, boundaries and connections, we refer, among other things, to the Expert Judgments drawn up by Peutz BV, or we request that you contact us. No rights or obligations can be derived from this product sheet.*

Nofisol Europe BV  
 Everdenberg 9-d  
 4902 TT Oosterhout

Postbus 4042  
 4900 CA Oosterhout

+31 (0)162 431 231  
 europe@nofisol.com  
 www.nofisol.com

KvK : 20124896  
 BTW nr : NL8156.99.761.B01  
 IBAN : NL46 RABO 0106 2819 33

## Fire Resistance

Integrity (E)	: E 120
Heat radiation (W)	: EW 120
Thermal Insulation	: EI 60

## Fire Behaviour

Fire class	
NOFISOL® Base element	: B-s1-d0 Überwacht door MPA Dresden
NOFISOL® EP Alu Foil	: A2-s1,d0*

## Smoke resistance / Smoke permeability

Smoke resistance	: 202 min based on NEN 6075-2011
Smoke permeability	: Sa / S200 based on EN 1634-3:2004 + AC: 2006

Classification Sa	: Pass – Maximum seam length 39.2 m <sup>1</sup>
Classification S200	: Pass – Maximum seam length 41.7 m <sup>1</sup>

When determining the maximum NOFISOL® seam length, the connection of the bandraaster with the underlying wall does not count.

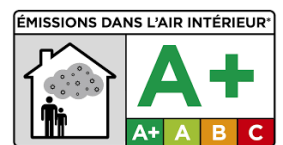
## Cradle to Cradle Certified® - click for [database](#)

<b>Level</b>	<b>: Silver 3.1</b>
Material Health	: Silver v3.1
Product Circularity level	: Silver v3.1
Renewable Energy	: Gold v3.1
Carbon Management	: Gold v3.1
Water & Soil Stewardship	: Platinum v3.1
Social Fairness	: Gold v3.1



## Eurofins VOC Audit & Certification – click for [database](#)

<b>Level</b>	<b>: Indoor Air Comfort GOLD</b>		
	: Regular Inspection of production facility and;		
	: Regular product testing by Eurofins for VOC Emissions		
French VOC Regulation	: Class A+	Belgium VOC Regulation	: Pass
German AgBB/ABG	: Pass	Italian CAM Edilizia	: Pass
EU Taxonomy Regulation	: Pass	LEED (ACP)	: Pass
BREEAM New Construction	: Pass	Well Building	: Pass
SKA Rating	: Pass	French HQE certification	: Pass
Blue Angel DE-UZ 132	: Pass	M1	: Pass
Danish Indoor Climate Label	: Emission Class 1	BVB Sweden	: Pass
Miljöbyggnad Sweden	: Pass	Nordic Swan	: Pass
Eco Product Norway	: Pass	Cradle to Cradle	: Pass
Very low emitting products	: according to EN 16798-1	Singapore	: Green label
Global Green Tag	: Pass	Declare 2.0	: Pass



## Environmental Product Declaration / Life Cycle Analysis

A Life Cycle Analysis has been carried out for Nofisol eXtreme 47 barrier and EPDs have been drawn up in accordance with both the guidelines of the Dutch National Environmental Database and the International Database. Separate EPDs have been drawn up by EIG for both systems and these have been checked and approved by independent third parties (officially recognized by the relevant Database).

Click for [Nationale Milieu Database](#)  
Click for [The International EPD® System](#)



*This product sheet has been compiled based on both the current state of technology and current legislation and regulations. Since both legislation and regulations as well as the state of the art are subject to changes, this product sheet is also subject to changes. It is therefore recommended that you always check whether you are in possession of the latest current edition of this product sheet. For details regarding the correct area of application, associated restrictions, boundaries and connections, we refer, among other things, to the Expert Judgments drawn up by Peutz BV, or we request that you contact us. No rights or obligations can be derived from this product sheet*

Nofisol Europe BV  
Everdenberg 9-d  
4902 TT Oosterhout

Postbus 4042  
4900 CA Oosterhout

+31 (0)162 431 231  
europe@nofisol.com  
www.nofisol.com

KvK : 20124896  
BTW nr : NL8156.99.761.B01  
IBAN : NL46 RABO 0106 2819 33

## Installation (short version)

### NOFISOL® eXtreme 47 as Sound barrier


Measure the NOFISOL® eXtreme 47 basic element with a small excess, so that it can be fitted tightly between the constructions. The base elements can be made to measure on site using, among other things, an insulation knife or saw with fine teeth. Before cutting/sawing to size, mark off the correct height and cut the aluminum foil on both sides of the Barrier. Place the base element in place and tilt it into its final position. Then apply the self-adhesive NOFISOL® EP E Alu foil to both sides of the base element as follows:

- Measure the height from the top of the bandraaster to the building structure and transfer these dimensions to the NOFISOL® EP E Alu Foil;
- Cut the NOFISOL® EP E Alu foil to the correct height and, if necessary, divide the length into 2 or 3 parts for convenience (not mandatory) to facilitate the application of the NOFISOL® EP E Alu foil;
- Remove the protective cover from the NOFISOL® EP E Alu foil at an angle over a length of approx. 3-5 cm;
- Position the NOFISOL® EP E Alu foil in the right place and press it firmly onto the base element;
- Carefully remove the protective cover and at the same time press the NOFISOL® EP E Alu Foil onto the base element in such a way that no “air bubbles” can form under the NOFISOL® EP E Alu Foil;
- If fastening elements protrude from the base element, the NOFISOL® EP E Alu Foil must be cut in those places so that they also protrude through the NOFISOL® EP E Alu Foil without causing “air bubbles”;
- The next piece of NOFISOL® EP E Alu Foil is applied next to the previously mounted element in such a way that they fit tightly without overlapping.

The NOFISOL® EP E Alu foil can easily be cut to size or processed for penetrations and openings. Taping the seams with each other and with the surrounding building construction with NOFISOL® Alu tape is NOT necessary.

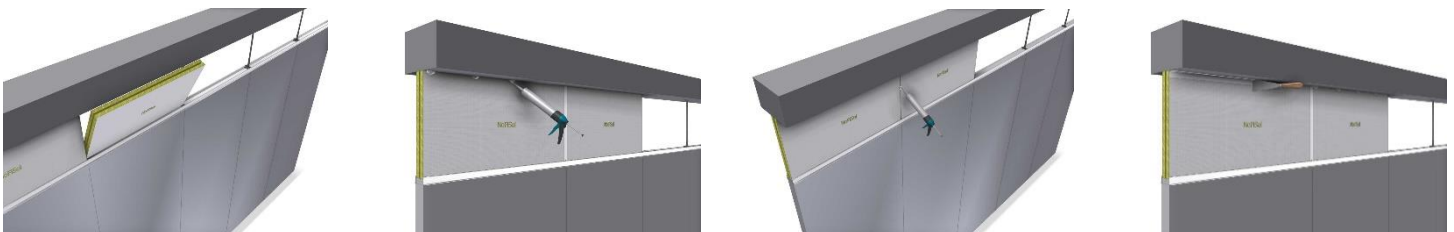
### EXTRA processing when used as smoke barrier

Tape the basic elements on both sides (airtight) with NOFISOL® Alu Tape, this concerns the seams with each other and with the surrounding building construction, the connection with the bandraaster does not need to be taped. Then apply the EP E Alu foil.



### EXTRA processing when used as Fire Barrier

Install the basic elements according to the installation instructions “Sound barrier”. Then, before applying the NOFISOL® EP E Alu foil, the seams between the basic elements and the structural structure must be provided with NOFISOL® fire-resistant adhesive. The NOFISOL® fire-resistant adhesive must be applied in dots every 10 cm in the seams with each other and with the surrounding building construction (not the bandraaster) using a caulking gun. Taping the seams with NOFISOL® Alu Tape is NOT necessary.



For detailed installation instructions, please refer to our website [www.nofisol.com](http://www.nofisol.com).

*This product sheet has been compiled based on both the current state of technology and current legislation and regulations. Since both legislation and regulations as well as the state of the art are subject to changes, this product sheet is also subject to changes. It is therefore recommended that you always check whether you are in possession of the latest current edition of this product sheet. For details regarding the correct area of application, associated restrictions, boundaries and connections, we refer, among other things, to the Expert Judgments drawn up by Peutz BV, or we request that you contact us. No rights or obligations can be derived from this product sheet*

**Nofisol Europe BV**  
Everdenberg 9-d  
4902 TT Oosterhout

Postbus 4042  
4900 CA Oosterhout

+31 (0)162 431 231  
[europe@nofisol.com](mailto:europe@nofisol.com)  
[www.nofisol.com](http://www.nofisol.com)

KvK : 20124896  
BTW nr : NL8156.99.761.B01  
IBAN : NL46 RABO 0106 2819 33